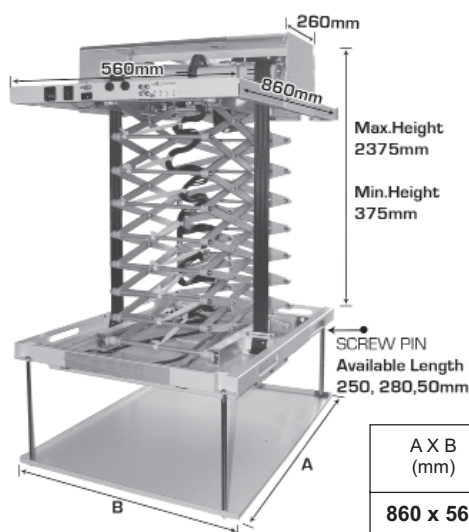


AV900-E HEAVY-DUTY PROJECTOR LIFT

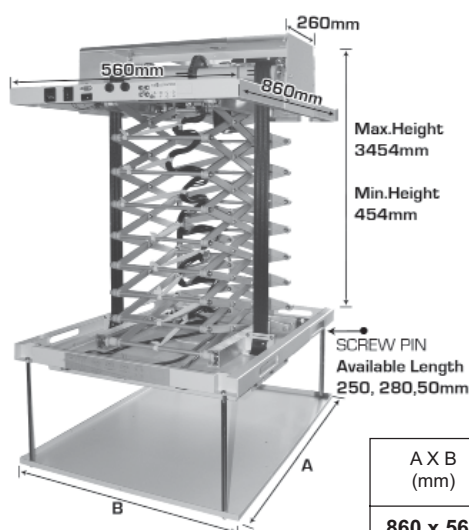


TECHNICAL SPECIFICATIONS

- Rugged and durable design with all steel constructed
- Lifting load capacity up to 80kg
- Min compressed height (inside ceiling) is 625mm (with 250mm screw pin)
- Max extended height is 2705mm (with 280mm & 50mm screw pin)
- Conceal and integrated cable management for easy plug and play for projector, motorized screen, DVD player, computer
- Remote controller included
- Easy and quick dismantle for maintenance and servicing
- Easy adjustment for upper and lower limit for compressed and extended height

A X B (mm)	Minimum Height (mm)	Maximum Height (mm)	Load Capacity	Motor Speed	Projector Size Up to (W x D x H)(mm)
860 x 560	625	2705	80 KG	25 RPM	835 x 480 x 330

AV900-F HEAVY-DUTY PROJECTOR LIFT

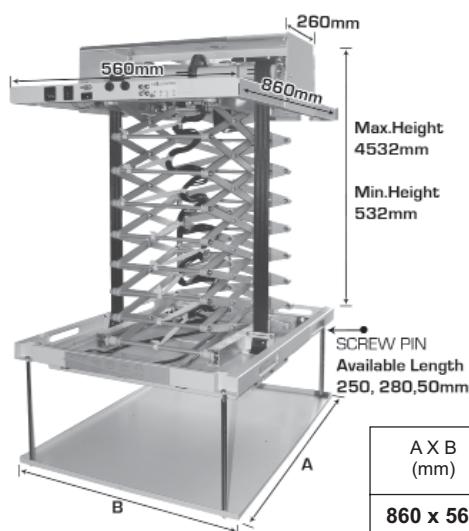


TECHNICAL SPECIFICATIONS

- Rugged and durable design with all steel constructed
- Lifting load capacity up to 80kg
- Min compressed height (inside ceiling) is 704mm (with 250mm screw pin)
- Max extended height is 3784mm (with 280mm & 50mm screw pin)
- Conceal and integrated cable management for easy plug and play for projector, motorized screen, DVD player, computer
- Remote controller included
- Easy and quick dismantle for maintenance and servicing
- Easy adjustment for upper and lower limit for compressed and extended height

A X B (mm)	Minimum Height (mm)	Maximum Height (mm)	Load Capacity	Motor Speed	Projector Size Up to (W x D x H)(mm)
860 x 560	704	3784	80 KG	25 RPM	835 x 480 x 330

AV900-G HEAVY-DUTY PROJECTOR LIFT



TECHNICAL SPECIFICATIONS

- Rugged and durable design with all steel constructed
- Lifting load capacity up to 80kg
- Min compressed height (inside ceiling) is 782mm (with 250mm screw pin)
- Max extended height is 4862mm (with 280mm & 50mm screw pin)
- Conceal and integrated cable management for easy plug and play for projector, motorized screen, DVD player, computer
- Remote controller included
- Easy and quick dismantle for maintenance and servicing
- Easy adjustment for upper and lower limit for compressed and extended height

A X B (mm)	Minimum Height (mm)	Maximum Height (mm)	Load Capacity	Motor Speed	Projector Size Up to (W x D x H)(mm)
860 x 560	782	4862	80 KG	25 RPM	835 x 480 x 330