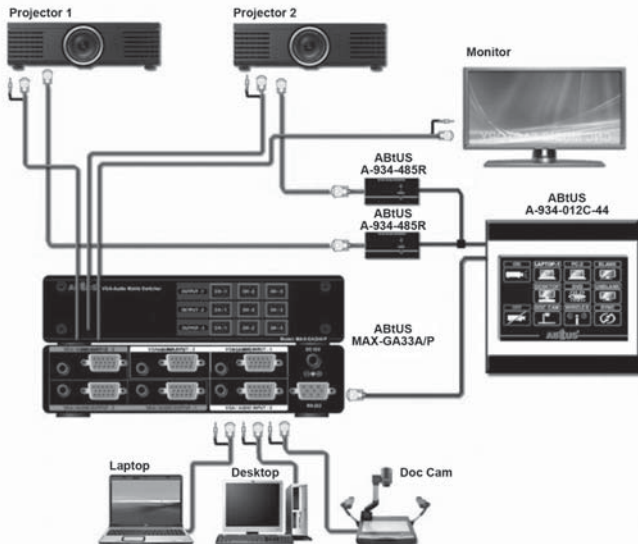


## SPECIFICATIONS

Technical	Model: MAX-GA33A/P	Model: MAX-GA42A/P	Connector type
<b>Input</b>	3 x VGA 3 x Stereo Audio	4 x VGA 4 x Stereo Audio	15 pin D-Sub female 3.5mm mini jack
<b>Output</b>	3 x VGA 3 x Stereo Audio	2 x VGA 2 x Stereo Audio	15 pin D-Sub female 3.5mm mini jack
<b>Control port</b>	1 x RS-232	1 x RS-232	9 pin D-Sub female
<b>Video Bandwidth</b>	900MHz (R+B+G)	900MHz (R+B+G)	
<b>Video Support</b>		UXGA (1600x1200@60)	
<b>Audio Support</b>		Analog Stereo	
<b>Power supply</b>		12V DC 1A	
<b>Operation temperature</b>		0~40°C [32~104°F]	
<b>Storage temperature</b>		20~60°C [-4~140°F]	
<b>Relative humidity</b>		20~90% RH [no condensation]	
<b>Mechanical</b>			
<b>Housing</b>	Metal enclosure		
	<b>Product</b>	<b>Product</b>	
<b>Dimensions (LxWxH)</b>	200 x 116 x 45.5mm	200 x 116 x 45.5mm	
<b>Weight</b>	800 g	800 g	
<b>Package include</b>	1 x Switcher 1 x AC DC Power adaptor		

# Matrix Matrix

## 3x3 VGA/Stereo Audio Matrix Switcher



### Typical Application

Any Projection or display system that required broadcasting of multiple computers' audio and video outputs to multiple displays.

#### Example:

- School (Lab, Hall ect.)
- Churches
- Cooperate (Function Room)
- Rental
- Exhibition
- Shown room

# ABTUS

S I N G A P O R E



Model: MAX-GA33A/P



Model: MAX-GA42A/P

## PRODUCT DESCRIPTION

The **ABtUS MAX-GA33A/P** receives and amplifies up to 3 VGA/Audio inputs, perfectly switches the desired input to any three VGA equipped monitor or projector which enables the broadcast of multiple VGA/Stereo Audio outputs to multiple displays. Any one of the inputs can now be broadcasted to any one or all of the outputs without introducing noticeable video quality distortion.

The matrix supports VGA video bandwidth up to a total of 900MHz (R+G+B) which support a longest transmission up to 50 meters. Therefore, MAX-GA33A/P offers the most convenient and cost effective means for swift switch of high quality PC graphics with crystal clear audio in the Market.

With RS-232 equipped, switching can through front panel push button or with a external touch control system as shown and control becomes versatile and easier.

## PRODUCT HIGHLIGHTS


- High Bandwidth up to 900MHz (R+B+G+)
- Front panel button control
- Compatible formats: RGB, YPbPr or RGBHV
- RS-232 I/O allows control from any third party central control system

## Front Panel /Back Panel

Model: **MAX-GA33A/P**



Item	Description
1.	Input port selection for Output port 1
2.	Input port selection for Output port 2
3.	Input port selection for Output port 3




Item	Description
1.	VGA/Audio Output - 3
2.	VGA/Audio Output - 2
3.	VGA/Audio Output - 1
4.	VGA/Audio Input - 3
5.	VGA/Audio Input - 2
6.	VGA/Audio Input - 1
7.	RS-232 Control port
8.	12V DC 1A

Model: **MAX-GA42A/P**



Item	Description
1.	Input port selection for Output port 1
2.	Input port selection for Output port 2



Item	Description
1.	VGA/Audio Output - 2
2.	VGA/Audio Output - 1
3.	VGA/Audio Input - 4
4.	VGA/Audio Input - 3
5.	VGA/Audio Input - 2
6.	VGA/Audio Input - 1
7.	RS-232 Control port
8.	12V DC 1A

## 2.) RS-232 Command Code

### Communication Parameter

Description	Setting
Baud Rate :	9600bps
Data Length :	8 bits
Parity :	Non Parity
Stop Bit :	One stop bit
X on/Off :	None

### RS-232 connection

Pin	Function
1	- Not Used
2	Tx Transmit data
3	Rx Receive data
4	- Not Used
5	Gnd Signal Ground
6	- Not Used
to	- Not Used
9	- Not Used



Model: **MAX-GA33A/P**

Item	Description	Command code (Hex)
1.	POWER ON	53 45 54 53 04 30 50 43 31
2.	POWER OFF	53 45 54 53 04 30 50 43 30
4.	SET OUT-1 TO VGA-1	53 45 54 53 09 30 53 43 30 30 31 30 30 31
5.	SET OUT-1 TO VGA-2	53 45 54 53 09 30 53 43 30 30 31 30 30 32
6.	SET OUT-1 TO VGA-3	53 45 54 53 09 30 53 43 30 30 31 30 30 33
7.	SET OUT-2 TO VGA-1	53 45 54 53 09 30 53 43 30 30 32 30 30 31
8.	SET OUT-2 TO VGA-2	53 45 54 53 09 30 53 43 30 30 32 30 30 32
9.	SET OUT-2 TO VGA-3	53 45 54 53 09 30 53 43 30 30 32 30 30 33
10.	SET OUT-3 TO VGA-1	53 45 54 53 09 30 53 43 30 30 33 30 30 31
11.	SET OUT-3 TO VGA-2	53 45 54 53 09 30 53 43 30 30 33 30 30 32
12.	SET OUT-3 TO VGA-3	53 45 54 53 09 30 53 43 30 30 33 30 30 33
<b>Get Status</b>		
1.	GET POWER STATE	53 45 54 53 04 31 50 43 58

Model: **MAX-GA42A/P**

Item	Description	Command code (Hex)
1.	POWER ON	53 45 54 53 04 30 50 43 31
2.	POWER OFF	53 45 54 53 04 30 50 43 30
4.	SET OUT-1 TO VGA-1	53 45 54 53 09 30 53 43 30 30 31 30 30 31
5.	SET OUT-1 TO VGA-2	53 45 54 53 09 30 53 43 30 30 31 30 30 32
6.	SET OUT-1 TO VGA-3	53 45 54 53 09 30 53 43 30 30 31 30 30 33
7.	SET OUT-1 TO VGA-4	53 45 54 53 09 30 53 43 30 30 31 30 30 34
8.	SET OUT-2 TO VGA-1	53 45 54 53 09 30 53 43 30 30 32 30 30 31
9.	SET OUT-2 TO VGA-2	53 45 54 53 09 30 53 43 30 30 32 30 30 32
10.	SET OUT-2 TO VGA-3	53 45 54 53 09 30 53 43 30 30 32 30 30 33
11.	SET OUT-2 TO VGA-4	53 45 54 53 09 30 53 43 30 30 32 30 30 34
<b>Get Status</b>		
1.	GET POWER STATE	53 45 54 53 04 31 50 43 58