


# Soft-Touch Wall Mount



The Soft-Touch mount from AlpsAV significantly reduces the pressure required to open and close screens. Less pressure reduces the risk of damage to the screen as resolutions increase and bezels decrease. With no release to pull, you can easily access, open and close screens in recessed openings. Our central column design allows for easier access to the screen and increases available wall space. The White finish improves the contrast between the screen, accessories, cables and the mount. With 8-point tool-less micro-adjustment using large comfortable handwheels, full screen fixing kit, Portrait or Landscape screen orientation, up to VESA 600 x 400mm, mounting weight 40kgs. / 88lbs. AlpsAV and the Soft-Touch Mount save time and money now and in the future.

Easy open & close


8-point micro adjust

White finish

Large Handwheels

Up to VESA 600 x 400 Landscape

Up to VESA 400 x 600 Portrait



- » Soft -Touch mount significantly reduces the pressure applied to the screen for opening and closing.
- » Micro-adjustments for all corners, lateral and height adjustments.
- » White finish increases contrast between components and cables making installation faster.
- » Smooth, large handwheels are easy and comfortable to use.

- » Centrally located support makes side access open and easy, increasing available wall space.
- » Portrait or Landscape orientation.
- » All screen mounting hardware and spacers included.
- » Cable ties and perforated mounting plate included.
- » VESA 600 x 400 mm (P) or 400 x 600 mm (L) adaptor included.
- » 46" screens and larger up to 40kgs./88lbs.



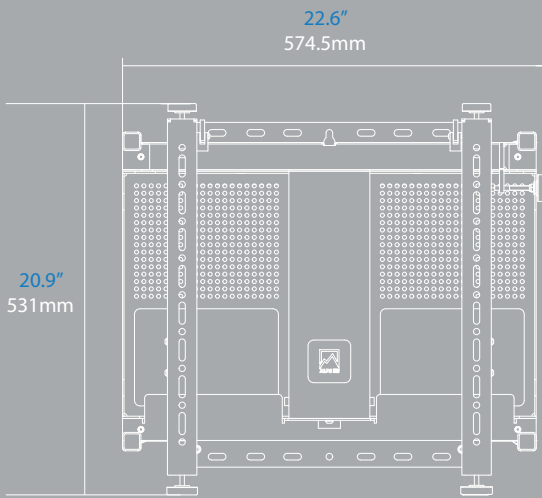
**RoHS**  
2002/95/EC

**AVIXA**

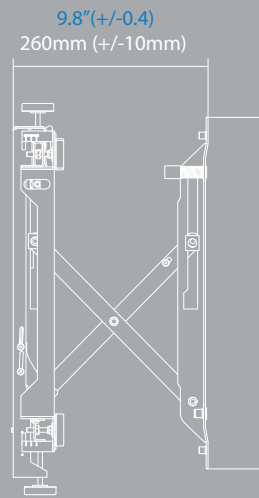
**CEDIA**  
CUSTOM  
ELECTRONIC  
DESIGN &  
INSTALLATION  
ASSOCIATION

**ABTUS**<sup>®</sup>  
www.abtussingapore.com

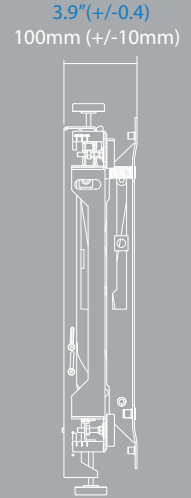
# Soft-Touch Wall Mount



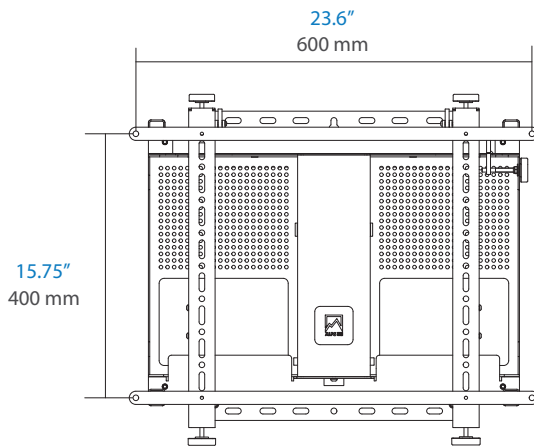
FRONT



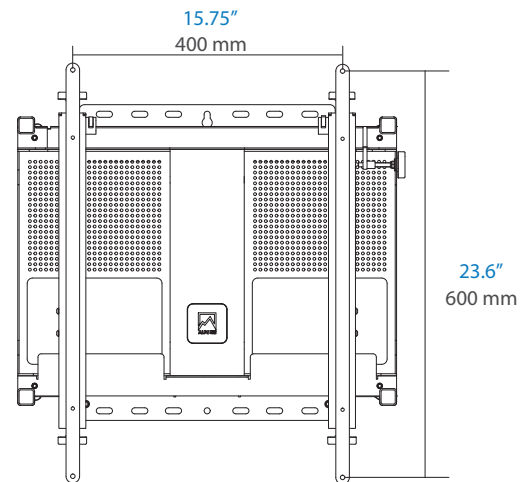
SIDE VIEW OPEN



SIDE VIEW CLOSED



FRONT VIEW LANDSCAPE ADAPTOR  
VESA 600 x 400 mm



FRONT VIEW PORTRAIT ADAPTOR  
VESA 400 x 600 mm

Model Number: AV - 02

## Product Specifications:

Dimensions (WxHxD): 22.6"x20.8"x3.8"  
574.5x530x97.5mm  
Product weight: 12kgs./26.4lbs  
Load capacity: 40kgs./88lbs  
Finish: Powder Coat  
Colour: White/Blue

## Package Specifications:

Package size (WxHxD): 24.88"x21.9"x4.9"  
632x558x125mm  
Package ship weight: 13kgs./29lbs  
Package content: 1 Soft-Touch Mount  
Units in Package: 1 each

**ABtUS Singapore Pte Ltd**

Blk 2023 #02-102 Bukit Batok Industrial Park A Street 23, Singapore 659528  
Tel: (65) 6665 5402 Fax: (65) 6569 6241 E-mail: info@abtussingapore.com

**ABtUS**<sup>®</sup>

www.abtussingapore.com