

SPECIFICATION

Suitable Size: 42" - 100"

Load Capacity: 120 kg

VESA Standard: 400x400, 600x600, 600x400, 800x600, 1200x600

Gross Dimension: 115 x 72 x 210cm

Gross Weight: 43kg

** For details, please visit and download from www.abtussingapore.com

*Specifications are subject to changes without notice.



Mobile Stand 42"-100"



Model: **AV389B**

PACKAGE CONTENT

Code	Graphic	Name	Quantity
A		M8x40 Hexagon socket screw	12
B		M8x70 Hexagon socket screw	8
C		Ø8x1.0x18mm Iron mat	28
D		M8 Flange mother	8
E		M6x10 Pan head	4
		M6x8 Countersunk head	4
		M6 Flange mother	4
F		8x5 Black plastic mat	8
G		M8x30 Pan head	4
H		M6x30 Pan head	4
I		M6x48 Pan head	2
J		Universal wrench	1
K		Socket head wrench with cross	1

1		Castor Wheels	4
2		Side Frame	2
3		TV Mount Plate	1
4		Shelving	1
5		Base	1
6		Hook	2

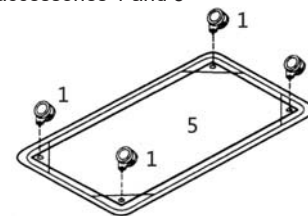
WARNING

To Prevent serious injuries and property damage:

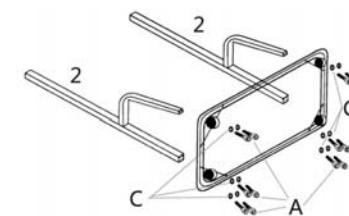
1. Do not exceed rated loading capacity.
2. It is forbidden to install on uneven ground.
3. Please read the manual carefully before starting your installation.
4. It must be installed by a professional

INSTALLATION

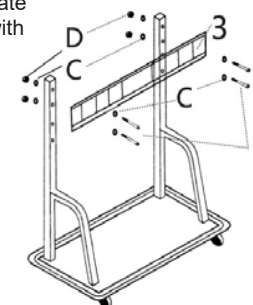
1) Place the Base on flat ground surface with the bottom facing upwards and fix the Castor wheels with accessories 1 and 5



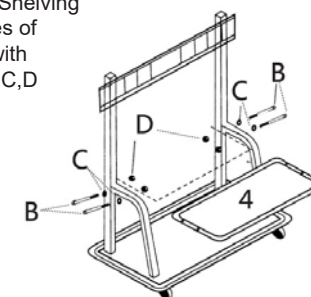
2) Assemble the Side Frames onto Base with accessories A, C and 2.



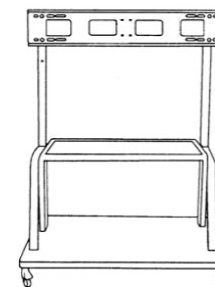
3) Assemble the TV plate onto Side Frames with accessories B,C,D and 3.



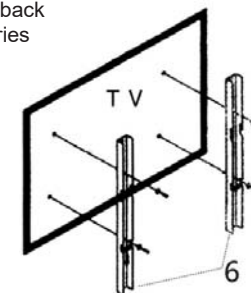
4) Assemble the Shelving onto inner sides of Side Frames with accessories B,C,D and 4.



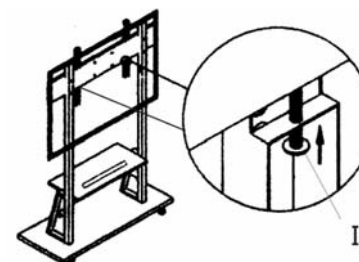
5)



6) Fix the Hooks onto back of TV with accessories G,H,C,F and 6.



7) Lift and hook the TV onto TV Plate with 2-3 persons and secure the TV with accessory I.



8) Assembly completed

